

150W-S4-C

150W-S4-C Solar Powered LED Flood Light

5962 Lumens

150Wp Polycrystalline Panel

37.5W Power Consumption

Mounting Hight 4m to 9m



Mounting Pole Diameter 101mm

Wide Area Flood

4 x LED Light Source


100Ah 12V Carbon

>3000 Batter Cycles



MECHANICAL

Fully Adjustable Solar Panel Design
Adjustable orientation for LED light
IP Rated 52
Powder Coated Dove Gray



LED CONFIGURATION

LUMILEDS V2
4 x (12) High Power CHIPS
Nominal CCT/Color 5650K Cool White
Typical CRI 70
Typical Luminous Flux @350mA
159lm per Watt
Combination Spot and Flood



BATTERY

100Ah@20hr-Rate to 1.75V per Cell @25
degrees C
Weight 5.5kg
>1500 Cycles

150W-S4-C

150W-S4-C Solar Powered LED Flood Light

Designed System Performance

Power Consumption per Hour	37.5W
Total Available Lumens	5962 Lumens
Operation Dusk to Dawn (Designed for 14 hours during Winter)	Dip Switch Selectable Factory Set Dusk to Dawn
Mapped Current output to LED	3125mA
Used amps during the night (10 Hours)	31.25A
50Ah@20hr Rate to 1.75V per cell @25° C	100Ah
Depth of discharge of battery per night	31.25%
Working Redundancy no Sun	6 Days
Number of Cycles	>3000
Battery Replacement	>8 Years
Operation Temperature	-20°C—50° C
Recharge Time	3.75 Hours
MPPT Charge Algorithm	YES
Undervoltage Cut Out	YES
Overvoltage Cut Out	YES
LED Protection	YES
Short Circuit Protection	YES

Enclosure

IP Rating	52
Finishing	Powder Coated Dove Gray
Solar Panel Orientation	Fully Adjustable
Solar Degrees Adjustment	Adjustable from 15° - 37° Degrees
Weight	Of Complete Unit 30kg
Dimension	1480mmx670mmx500mm
Maximum Pole Diameter	101mm

150W-S4-C

150W-S4-C Solar Powered LED Flood Light

Enclosure

Fixing on Pole

Fixing on Pole

Recommended Mounting Height

Internally hosted controller

Weight

Slide over collars

6 x 12mm Bolts (4 x Collar below Battery 2 x Arm)

6—9 Meters

Controller loose Item serviceable

Of Complete Unit 20kg

LED USED

Manufacturer

Quantity

Nominal CCT/Colour

Typical CRI

Typical Luminous Flux(lm) @350mA Forward Current +_1W

Cooling Solid Aluminium 12mm Block

Lens Type Used

LUMILEDS—V2

4 x LED Light Source made up out of (12 x LED's)

5650K Cool White

70

159lm per Watt

Machined Profile

Combination of Spots and Wide Lenses

Battery

Manufacturer

Capacity

Weight

Type

Cycle Life in Relation to Depth of Discharge

Nominal Voltage

Max Voltage

Min Voltage

Dimensions

Ritar

100Ah

31Kg

AGM GEL

>1500 @ (0.2C Charge / 0.2 Discharge

12.8V

14.6V +_ 1.0V

10V +_ 1.0V

230x127x191(mm)



150W-S4-C

150W-S4-C Solar Powered LED Flood Light

Solar Panel

General Characteristics

Cell	Polycrystalline solar cell 156 x 156mm
Number of Cells (Connections)	36(4x9)
Panel Dimensions	1480 x 670 x 35mm
Weight	11.6 kg
Connectors and Cables	Connectors and 1m Cables

Thermal Conditions

Normal Operating Cell Temperature 800W/m ² Irradiance, 20°C, AM=1.5	48°C+ ₋ 2°C
Power Temperature Coefficient	-0.5%/K
Current Temperature Coefficient	0.035%/K
Voltage Temperature Coefficient	-0.37 MV/K

Limits

Operating Temperature	-40°C to 85°C
Maximum System Voltage	36V

Electrical Performance at STC

Maximum Power	160Wp
Power Tolerance	0/+5Wp
Maximum Power Voltage	18V
Maximum Power Current	8.05A
Open Circuit Voltage	22.2V
Short Circuit Voltage	6.72A

Standard Test Conditions 1000W/m² irradiance, 25°C and AM = 1.5

150W-S4-C

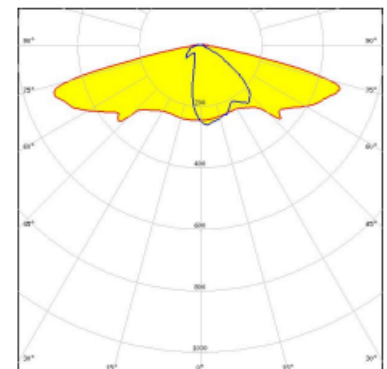
150W-S4-C Solar Powered LED Flood Light

Light Distribution

Type II/III (long) beam for very wide pole to pole distances. Ideal for pedestrian walkways and residential road lighting.
(EN13201 P-classes)



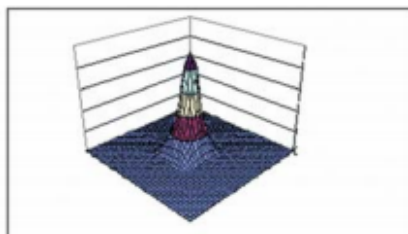
LED LUXEON V2
FWHM Asymmetric
Efficiency 94 %
Peak intensity 0.7 cd/lm
LEDs/each optic 1
Light colour White
Required components:



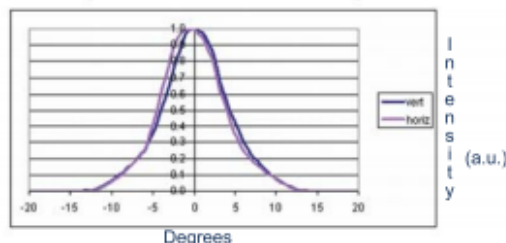
SPOT LENS Design

PHOTOMETRIC DATA FOR SPOT VERSION

3 D surface Plot based on simulation



Horizontal and vertical Scans (Lab Measurement)



IES files available at www.dialight.com

For photometric data on other models, please contact factory

ORDERING INFORMATION

BASE LENSES		
Dialight P/N	Description	Degree*
OPC1-1-SPOT	Spot Base Module for LUXEON Rebel	5°
OPC1-1-SDIF	Diffused Base Module for LUXEON Rebel	7°
OPC1-1-MDIF	Medium Diffused Base Module for LUXEON Rebel	10°
OPC1-1-OVAL	Oval Base Module for LUXEON Rebel	8° X 25°
OPC1-1-WIDE	Wide Diffused Base Module For LUXEON Rebel	20°
*All angles refer to half divergence		